



IRAQI  
Academic Scientific Journals



العراقية  
المجلات الأكاديمية العلمية

TJAS

Tikrit Journal for  
Agricultural  
Sciences

ISSN:1813-1646 (Print); 2664-0597 (Online)

*Tikrit Journal for Agricultural Sciences*

Journal Homepage: <http://www.tjas.org>

E-mail: [tjas@tu.edu.iq](mailto:tjas@tu.edu.iq)

## First record to the spider *Scytodes univittata* (Araneae:Scytodidae)in Baghdad, Iraq

Zeina N. Al-Azawi 

Department of Biology, Collage of Education for Pure Science (Ibn Al-Haitham), University of Baghdad,  
Baghdad, Iraq.

Corresponding author: E-mail: [zeina.n.n@ihcoedu.uobaghdad.edu.iq](mailto:zeina.n.n@ihcoedu.uobaghdad.edu.iq)

### ABSTRACT

#### KEY WORDS:

Family Scytodidae , First  
record ,Iraq, Spitting spider

**Received:** 28/01/2024  
**Revision :** 01/04/2024  
**Proofreading:** 10/05/2024  
**Accepted:** 30/05/2024  
**Available online:** 30/06/2024

This study is the first and new record to the spider *Scytodes univittata* Simon, 1882 (Araneae:Scytodidae)in Baghdad /Iraq , the spiders *Scytodes univittata* were collected from province Baghdad in Iraq , genus *Scytodes* belong to the family Scytodidae it is one of the most family are wide distribution around the world have 6 eyes and are slow moving , the genus *Scytodes* are known from the names spitting spiders ,.Female *Scytodes univittata* can be characteristic by :large round cephalothorax length:4.45 mm , abdomen length 3.50, total body length 7.95 mm and V-shaped of fovea, scutela triangle and large with long thin legs femur I have two row of spines then spineless are in IV femur , coloration is yellow or white brown with darker spot in upper side of carapace and abdomen.

© 2024. This is an open access article under the CC by licenses <http://creativecommons.org/licenses/by/4.0>



## أول تسجيل لعنكبوت *Scytodes univittata* (العناكب : الباصقة ) في بغداد، العراق

زينة العزاوي

القسم علوم الحياة، كلية التربية للعلوم الصرفة (ابن الهيثم)، جامعة بغداد، بغداد، العراق

### الخلاصة

هذه الدراسة هي تسجيل اول وجديد لعنكبوت *Scytodes univittata* Simon، 1882 (العناكب : الباصقة) في بغداد / العراق، ،عناكب *Scytodes univittata* تم جمعها من محافظة بغداد في العراق، جنس *Scytodes* ينتمي لعائلة Scytodidae وهي من اكثر العوائل انتشارا في العالم ولها ستة اعين وبطينة الحركة جنس *Scytodes* يعرف باسم العناكب الباصقة انثى *Scytodes univittata* يمكن ان تشخص من خلال المنطقة الرأسية الصدرية المستديرة والكبيرة بطول 4.45 ملم، وطول المنطقة البطنية 3.50 ملم، واجمالي طول الجسم 7.95 ملم وشكل V من النقرة، الدرع مثلث وكبير مع أرجل رقيقة طويلة قطعة الفخذ في الرجل الاولى تحتوي صفين من الأشواك مع وجود شويكات في قطعة الفخذ للرجل الرابعة اللون أصفر أو بني أبيض مع بقعة داكنة في الجانب العلوي من الدرع والبطن. الكلمات الافتتاحية: عائلة العناكب الباصقة، السجل الأول، العراق، عنكبوت البصق

### INTROUCTION

Family Scytodidae commonly known as Spitting Spiders and slow moving therefore have silk glands in the chelicerae, silk and a gluey substance to capturing prey. (Foelix, 2011; Stefan, 2020). The family are world distribution in: Egypt, Iran, Turkmenistan, Kyrgyzstan, Turkey, Jordan, southern USA and northern and central South America, Spain and India (Ghavami, 2006; Rheims, et.al.2006; Nentwig, et.al.2013; Recep, et.al.2013; Carrillo and Ferrández, 2014; Bosmans, et.al.2019; Zamani, et.al.2022) it is a nocturnal spiders found in tropical and subtropical areas and sometimes live near the humans, species *Scytodes univittata* belongs to the genus *Scytodes* it includes 163 species found in all regions, *Scytodes* are hunting spiders and They are insectivores when living indoors but mostly eat other insects and arthropods like moths and other spiders, (Platnick, 2005; Rashwan, et.al.2021).

Coloration is pale yellow to brown carapace with dark spots abdomen broad oval and have six small eyes and three tarsal claws, legs long and slender. Even the spider fauna in Iraq are limited Therefore the present study was to record the spider *Scytodes univittata* for first time in Iraq.

## **MATERIAL AND METHODS**

Specimens were collected by hand in the night when this spider are appear from Hay Al-Jihad in western Baghdad / Iraq located Hay Al-Jihad distance are 13 km west of Baghdad ( 21.5'16°33"N 59.98'17°44"E) in store of house under the boxes during the month of April, June and October 2023. The specimens were preserved in 70% ethyl alcohol in 20 ml glass tube then examined under the dissecting microscope(20x) and compound microscope(10x) and take pictures by using camera with resolution of 10 pixel , as the same time specimens were Identification by using morphological characteristics according to several diagnostic keys,( Platnick,2005 ; Branco,*et.al*,2019; Al-Azawi,2020; WSC ,2023).

## **RESULTS AND DISSCUSION**

Specimens were collected by hand in the night when this spider are appear from Hay Al-Jihad in western Baghdad / Iraq located Hay Al-Jihad distance are 13 km west of Baghdad ( 21.5'16°33"N 59.98'17°44"E) in store of house under the boxes during the month of April, June and October 2023. The specimens were preserved in 70% ethyl alcohol in 20 ml glass tube then examined under the dissecting microscope(20x) and compound microscope(10x) and take pictures by using camera with resolution of 10 pixel , as the same time specimens were Identification by using morphological characteristics according to several diagnostic keys,( Platnick,2005 ; Branco,*et.al*,2019; Al-Azawi,2020; WSC ,2023).

## **RESULTS AND DISCUSSION**

Kingdom: Animalia

Phylum: Arthropoda

Class: Arachnida

Order: Araneae

Suborder: Araneomorphae

Family: Scytodidae Blackwall, 1864

Genus: *Scytodes*

Species: *univittata* Simon, 1882 (Platnick,2005 ).

## Identification

The synonym are based by the coloration pattern of the abdomen, with six transverse interrupted bands. Variation: Three females found in store of the house under the boxes and total body length 7.95 mm. (Figure 1, 2). *Scytodes univittata* Simon, 1882, (Figure 3,4). Have six eyes and are slow moving large round cephalothorax length: 4.45 mm, Chelicerae have subapical hyaline, abdomen length 3.50, abdomen long rounded covered by large tiny hairs. total body length 7.95 mm and V-shaped of fovea, scutela triangle (Figure 5, 6) and large with long thin legs, femur I have two row of spines then spineless are in IV femur Legs long (Figure 7, 8), and take measurements (Table 1), coloration is yellow or white brown with darker spot in upper side of carapace or six dark longitudinal bands and in the abdomen have dark transverse bands (Levi and Levi,2001; Al-Azawi, 2023; Ahmed and Rashwan,2024) Copulatory organs of females *Scytodes univittata* (Figure 9,10) have in the both sides the epigastrum fold and postgastrum and a pair of sulci and under parmula and female genitalia with v-shaped foveae and curved, deep positioning ridges .(Brescovit and Rheims, 2000;Suter and Stratton ,2005; Trotta ,2017).

**Table (1):** Legs measurements to Female *Scytodes univittata*

Segments						
Number of legs	Femur	Patella	Tibia	Metatarsus	Tarsus	Total length
leg I	4.25 mm	0.95mm	6. 50mm	8.90mm	0.75mm	21.35mm
Leg II	5.55mm	1.10mm	4.95mm	7.15mm	0.65mm	19.04mm
Leg III	3.95mm	0.50mm	3.05mm	4.45mm	1.15mm	13.01mm
Leg IV	5.05mm	1.10mm	7.49mm	6.85mm	1.15mm	21.64mm



Figure (1): Dorsal side in female *Scytodes univittata* (100x)



Figure (2): Ventral side in female *Scytodes univittata* (100x)



Figure (3): Cephalothorax in female *Scytodes univittata* (200x)



Figure (4): Coxosternal region in female *Scytodes univittata* (200x)



Figure (5): Eyes arrangements in female *Scytodes univittata* (400x)



Figure (6): Chelicerae in female *Scytodes univittata* (400x)




Figure (7): First and second Legs in female *Scytodes univittata* (400x)




Figure (8): Third and fourth legs in female *Scytodes univittata* (400x)



Figure (9): Upper view to Epigynum in female *Scytodes univittata* (400x)




Figure (10): Ventral view Sulci and parmula in female *Scytodes univittata* (400x)

## CONCLUSION

The present study is first records to the Spider *Scytodes univittata*(Araneae:Scytodidae)in Baghdad /Iraq *Scytodes* is represented in Iran by six species (Zamani , 2014; Zamani,*et.al.*2022) ,the distribution in some adjacent and nearby countries like Turkey have three species(Bayram ,*et.al.*2013) Central Europe have two species and Russia and its adjacent countries have four species represents a rather rich fauna of spitting spiders (Brignoli,1976;Brescovit and Rheims.

2001). Some *Scytodes* species are found near human dwellings and considered synanthropic. like *Scytodes fusca* and *Scytode longipes*. But this species are found inside the home this species is rarely found in gardens and house surrounding females can live for a period exceeding two years. Spitting spider doesn't make web, but stalks its prey (insects) and spits a mixture sticky silk are poison silk like zigzag over the prey.( Howell and Ronald ,2004; Li,*et.al.*2006).

## CONFLICT OF INTEREST

The authors declare no conflicts of interest associated with this manuscript.

## ACKNOWLEDGMENTS

I would like to thank Dr. Ron Atkinson from Australia for help me to check and classify my spiders.

## REFRANCES

- Ahmed,H.S.K. and Rashwan, A. M. A. .(2024) Studies on *Scytodes Univittata* Simon (Scytodidae: Arachnida) with Special Notes on its Biology. Journal of Plant Protection and Pathology. 15(1):57-60. DOI: 10.21608/jppp.2024.257026.1198.
- Al-Azawi, Z, N. (2020). Description of New Iraqi Spider *Ananeon Howardensis* (Arachnida: Salticidae) and the Prey Capture Method . *The Journal of Research on the Lepidoptera* , Volume 51 (1): 611-615. <http://dx.doi.org/10.36872/LEPI/V51I1>.
- Al-Azawi, Z, N. (2023).Morphological Study to The Forms and Number Of Chelicerae in Scorpions and Spiders. *BioGecko* , 12( 03):559-562.
- Bayram,K.; Kunt,B.and Danişman,T.(2013).The Checklist of the Spiders of Turkey, Version 2013.1, Available from: <http://www.spidersofturkey.com> .
- Bosmans, R. ;Van Keer, J.; Russell-Smith, A.; Hadjiconstantis, M. ;Komnenov, M.,; Bosselaers, J.; Huber ,S.; McCowan ,D.; Snazell ,R.; Decae, A., Zoumides, C.; Kielhorn, K-H.and Oger, P. (2019) .Spiders of Cyprus (Araneae). A catalogue of all currently known species from Cyprus. *Newsletter of the Belgian Arachnological Society* 34, Suppl. 1: 1-173

- Branco, V. V.; Morano, E. and Cardoso, P. (2019) An update to the Iberian spider checklist (Araneae). *Zootaxa* 4614: 201-254 . <http://dx.doi.org/10.11646/zootaxa.4614.2.1>
- Brescovit, A.D. and Rheims C.A.( 2000). On the synanthropic species of the genus *Scytodes* Latreille (Araneae, Scytodidae) of Brazil, with synonymies and records of these species in other Neotropical countries. – *Bulletin of the British arachnological Society* 11: 320-330.
- Brescovit, A. D., and Rheims, C. A. (2001). Notes on the Genus *Scytodes* (Araneae, Scytodidae) in Central and South America. *The Journal of Arachnology*, 29(3), 312–329. [http://dx.doi.org/10.1636/0161-8202\(2001\)029\[0312:NOTGSA\]2.0.CO;2](http://dx.doi.org/10.1636/0161-8202(2001)029[0312:NOTGSA]2.0.CO;2)
- Brignoli, P. M. (1976) .Beiträge zur Kenntnis der Scytodidae (Araneae). Published in *Revue Suisse de Zoologie*, 83( 1):125-191.
- Carrillo, J.and Ferrández, M. A .(2014). Primeros registros de *Scytodes univittata* Simon 1882 (Araneae: Scytodidae) en la Península Ibérica. *Revista Ibérica de Aracnología* 24: 53-57 .
- Foelix, R. (2011). *Biology of Spiders* (Third Edition). Oxford: Oxford University Press, USA:419pp
- Ghavami, S .(2006 ).Renew checklist of spiders (Araneae) of Iran. *Pakistan Journal of Biological Sciences* 9(10): 1839-1851. <http://dx.doi.org/10.3923/pjbs.2006.1839.1851>.
- Howell, W. M. and Ronald L.J.( 2004). *Spiders of the Eastern United States*. Boston: Pearson Education:363pp
- Levi, H. and Levi, L. (1969). *A Guide to Spiders and their* (Review). By Nesbitt, H. H. J ( 1913-2002).Ottawa Ottawa Field-Naturalists' Club,83(2):180pp. <http://creativecommons.org/licenses/by-nc-sa/3.0/>
- Li, D.; Jackson, R.R. and Barrion, A.T. (2006). Parental and predatory behaviour of *Scytodes* sp., an araneophagic spitting spider (Araneae: Scytodidae) from the Philippines. *Journal of Zoology*. 247(3):293 – 310. <http://dx.doi.org/10.1111/j.1469-7998.1999.tb00993.x>
- Nentwig W. ;Blick, T.; Bosmans, R.; Gloor, D.; Hänggi, A. and Kropf ,C. (2013) *Spiders of Europe*. Version {no. of month}. Online at <https://www.araneae.nmbe.ch>, accessed on. <https://doi.org/10.24436>.



- Platnick, N.I. (2005). The World Spider Catalog, version 5.5. American Museum of Natural History. online  
<http://research.amnh.org/entomology/spiders/catalog/index.htm>
- Rashwan, A. M. A.; M. A. Ahmed; M. A. M. Mohafez and H. S. k. Ahmed. (2021). Biological Studies on *Steatoda Triangulosa* Walckenaer (1802) (Arachnida: Araneida: Theridiidae) Feeding on Different Preys. J. of Plant Protection and Pathology, Mansoura Univ., Vol. 12 (2): 159 – 162.
- Recep, S. Ö.; Yuri, M. M.; Tarık, D.; Kadir, B. K., Ersen, A. Y. and Mert, E. (2013). Genus *Scytodes* Latreille, 1804 in Turkey (Araneae: Scytodidae). *Journal Biology and Chemistry*, 41 (1), 9-20.
- Rheims, C.A.; Brescovit, A.D. and Harten, A. van. (2006). The genus *Scytodes* Latreille, 1804 (Araneae, Scytodidae) in Yemen, with description of three new species. – *Fauna of Arabia* 21: 159-166.
- Suter, R. and Stratton, G. (2005). *Scytodes* vs. *Schizocosa*: Predatory Techniques and Their Morphological Correlates. *The Journal of Arachnology*, 33: 7-15.  
<http://dx.doi.org/10.1636/M03-25>.
- Stefan H. F.; Anna S. D.; Charles R. H.; Leon N. L.; Theresa S. and Domitilla R. (2020). The South African National Red List of spiders: patterns, threats, and conservation. *Journal of Arachnology* 48:110–118. <http://dx.doi.org/10.1636/0161-8202-48.2.110>.
- Trotta, A. (2017). Segnalazioni faunistiche italiane. *Scytodes univittata* Simon, 1882 (Araneae, Scytodidae). *Bollettino della Società entomologica italiana*, 149 (2): 93-96.
- WSC (2023). World Spider Catalog. World Spider Catalog. Natural Museum Bern. Version 18.5. Available at : <http://wsc.nmbe.ch> , <http://doi.org/10.24436/2>.
- Zamani, A.R. (2014). The spitting spider genus *Scytodes* (Araneae: Scytodidae) in Iran. *Arachnologische Mitteilungen* 47: 41-44. <http://dx.doi.org/10.5431/aramit4706>.
- Zamani, A.R.; Nadolny, A.A.; Eshyunin S.L. and Marusik, Y.M. (2022). New data on the spider fauna of Iran (Arachnida: Araneae), Part VII. *Arachnology*. 19 (Special Issue), 358–384. <http://dx.doi.org/10.13156/arac.2022.19.sp1.358>.
- Zamani, A.; Stockmann, M.; Magalhes, I.L.F. and Rheims, C.A. (2022). New taxonomic considerations in the spitting spider family Scytodidae (Arachnida: Araneae). Vol. 5092 No. 2: 151-175. DOI: 10.11646/zootaxa.5092.2.1